

**HOW TO BECOME AN ENERGY
GREEN HOUSEHOLD**



SAVE ENERGY

SAVE MONEY

**REDUCE YOUR HOUSEHOLD'S
CARBON FOOTPRINT**

INTRODUCTION

Greenhouse gases trap heat, creating a warmer planet. Since the late 19th century, human activities have been responsible for almost all the atmosphere's greenhouse gases (mainly carbon dioxide). In the United States these emissions result from burning fossil fuels (coal, oil and natural gas) for electricity, heat, and transportation. (Source: Environmental Protection Agency).

U.S. Households use energy to power many home devices and appliances, but on average, over 51% of a household's energy consumption is for two particular energy uses: space heating and air conditioning. Lighting, water heating and refrigeration are used almost universally and throughout the year. Together they account for 27% of household energy use. The remaining share of just over 21% is used for devices ranging from televisions and computers to clothes dryers. (Source: U.S. Energy Information Administration)

There are more than 130 million households in the U.S. They are major contributors to the earth's excessive carbon load, referred to as the "Carbon Footprint." (U.S. Census Bureau)

Imagine how much this carbon Footprint would shrink if all 130 million households followed the 22 Tips offered in this booklet. This could include your household.

George D Potts, PhD, Editor
energygreengrandpa.com

HOW TO BECOME AN ENERGY GREEN COMMUNITY

The purpose of the Energy Green Community Program is for community households to be more efficient in their energy use, thus saving money and reducing their “carbon footprint.” This can be accomplished by encouraging households in your community to become “Energy Green “ by applying the “22 Energy Saving Tips” listed in this booklet.

The best strategy is a “one on one” campaign extending throughout the community via council members, leadership organizations, businesses, churches, schools, etc. Some community members may need assistance with purchasing LED’s, installing insulated doors and windows, attic fans, etc. Participating households should be able to reduce their kilowatt hour usage, save up to \$500 on their annual energy bill and make a significant reduction in their “carbon footprint”.

Checklist community folks for several weeks. When you find that 50% or more have successfully acted upon the 22 tips, then the community is qualified to place 24” x 36” ENERGY GREEN COMMUNITY signs at each community entrance. Signs can be funded through community donations.



22 TIPS ON HOW TO BECOME AN ENERGY GREEN HOUSEHOLD

- 1. Your lighting is 100% LED. This makes you LED CERTIFIED.**
- 2. Lights are always off in empty rooms.**
- 3. Check filters in heating and cooling systems regularly. Clean or replace filters as needed.**
- 4. Have your heating and cooling systems checked periodically by a licensed professional.**
- 5. Have airtight insulation in walls, ceilings, windows, doors, attic and around air ducts and hot water pipes in your dwelling.**
- 6. Depending on the season and the time of day, adjust window drapes, curtains, blinds and shades to obtain the most efficient energy savings.**
- 7. Depending on the season and time of day, adjust your thermostat/s to the most comfortable and energy saving level.**
- 8. When your dwelling is to be vacant, adjust your thermostat/s to the most energy saving level.**
- 9. Have an attic fan to remove hot air.**
- 10. Have pedestal or ceiling fans to assist room circulation.**
- 11. Do cooking, dishwashing, laundry and bathing in late evenings or early mornings.**

- 12. Have dishwasher and hot water heater set at 130-140 degrees.**
- 13. Run clothes washer with a full load, using cold water.**
- 14. Rinse dirty dishes with cold water and fill completely full before using.**
- 15. Open the dishwasher after the rinse cycle and let the dishes air dry.**
- 16. Keep refrigerator freezer and stand-alone freezers completely full.**
- 17. Keep refrigerator freezer and stand alone freezer at 0-5 degrees.**
- 18. Keep refrigerator at 36-38 degrees.**
- 19. Cook smaller meals in the microwave frequently.**
- 20. Use pots and pans that are properly sized to “fit” the burners.**
- 21. Always cook with lids on your pans.**
- 22. Be sure to click all electronic devices OFF, including the “Stand By” when you are through using the device.**

**WHEN YOU ARE PRACTICING ALL THE ABOVE
YOU ARE DECLARED A:**

“CERTIFIED ENERGY GREEN HOUSEHOLD”

***You may now display the enclosed
Energy Green Household decal.***

SHARE THIS BOOKLET WITH A **NEIGHBORING COMMUNITY**

To become an Energy Green Community all households in the community should receive by mail, a How to Become An Energy Green Household booklet. To do this, take a copy of the booklet to a local Print & Mail shop. To get a PDF, go to *energygreengrandpa.com* and click on Energy Green Household PDF found on the Link Bar. The shop will provide a cost estimate for printing and mailing. Seek community sponsors to cover the cost. A great choice for a sponsor would be your community Home Improvement Store....they have all the Energy Star Certified products any home would need.

Follow through with the strategy contained in the How To Become An Energy Green Community section of this booklet.

FOR MORE INFORMATION GO TO:

energygreengrandpa.com

Additional information available by going to your preferred search engine and entering a search for one or more of the following.....

64 tips to save money energy green grandpa

Lowes - create an energy efficient home

energy sustainable communities

energy saving tips for agriculture

energy saving tips for small businesses

energy saving tips for landlords and tenants

energy saving tips for schools and colleges

energy saving tips for congregations

energy saving tips for hospitals and clinics

energy saving tips for nursing homes


energy star products

united nations what is climate change?

history of the earth's climate

energy education curricula

THINKING GLOBALLY





The Energy Green Community program is designed for Households to become more efficient in their energy use, thus saving money and reducing their “carbon footprint.”

ACTING LOCALLY

DECAL



COUPON FRONT & BACK

	<p>Your sponsorship Logo here.</p>			
<p>Bring this coupon to ????? at ?????????????? Receive ??% off your next 5 purchases of any “Energy Star Certified” or “Energy Efficient” product. <i>(Coupon will be customized to fit specific sponsor needs)</i></p>				
①	②	③	④	⑤

<p>Your sponsorship Logo here.</p> <p>Energy Green Household is part of our goal to reach Net-Zero Greenhouse Gas (GHG) emissions by 2050.</p>
--

**Your Sponsorship
Logo & Address
here.**



Place holder for
POSTAGE

PLACE HOLDER FOR
RECIPIENT ADDRESS

**PLACE HOLDER ON BACK OF
ENVELOPE FOR SPONSOR LOGO'S**